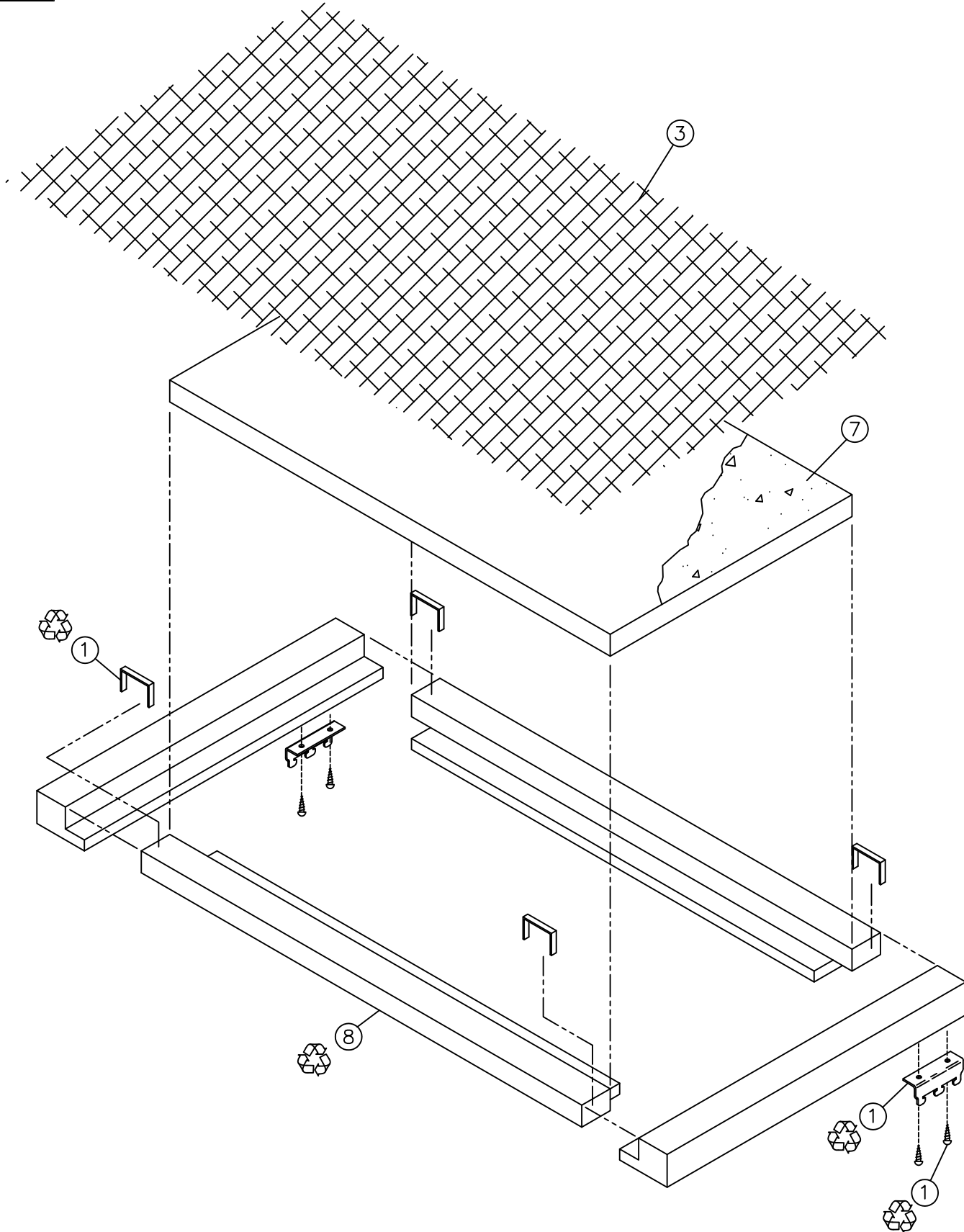


CAD-DRAWING
 THIS DRAWING WAS CREATED ON A COMPUTER AIDED DESIGN (CAD) SYSTEM. TO INSURE THE INTEGRITY OF THE DATA BASE, ALL CHANGES/ REVISIONS MUST BE MADE ON THE CAD SYSTEM.



PROCEDURE:








- 1) REMOVE FABRIC.
- 2) REMOVE CORE BOARD.
- 3) REMOVE STAPLES FROM WOOD FRAME.
- 4) REMOVE CLIPS.

GENERAL NOTES:

- 1) DISASSEMBLY TIME 10-15 MINUTES
- 2) THIS PROCEDURE ASSUMES BASIC FAMILIARITY WITH HAND TOOLS AND FURNITURE TERMINOLOGY: NO SPECIALIZED TRAINING IS REQUIRED.
- 3) ALL MATERIAL REMOVED AND DISASSEMBLED SHALL BE SORTED AND SEGREGATED WITH LIKE MATERIALS AND DISPOSED OF OR RECYCLED ACCORDING TO RECYCLING AVAILABILITY OR WASTE ACCEPTANCE.
- 4) FOR ITEMS TO BE RECYCLED, REFER TO CALPIA WEBSITE AT WWW.CALPIA.CA.GOV.

REVISION	DATE
A	02/22/16

TOOLS REQUIRED:

-  FLAT SCREWDRIVER
-  PHILLIPS SCREWDRIVER
-  PRY BAR
-  ADJUSTABLE PLIERS
-  RUBBER MALLET
-  UTILITY KNIFE
-  PUTTY KNIFE
-  PERSONAL PROTECTIVE EQUIPMENT (PPE)

MATERIAL TYPE:

- ① STEEL
- ② ALUMINUM
- ③ FABRIC
- ④ PLASTIC
- ⑤ GLASS
- ⑥ FIBERGLASS
- ⑦ FIBERBOARD
- ⑧ WOOD

CALPIA
 STATE OF CALIFORNIA, PRISON INDUSTRY AUTHORITY
 560 EAST NATOMA STREET, FOLSOM, CALIFORNIA, 95630

CENTURY SYSTEMS
 DISASSEMBLY INSTRUCTIONS AND RECYCLING CONTENT
 TACK BOARD

DRAWN BY: D. SPIVEY	DRAWN DATE: 02/22/16	SIZE: D	SCALE: NTS	DWG NO.: 6700-29-DR
---------------------	----------------------	---------	------------	---------------------

NOTE: THIS DRAWING IS PROPRIETARY INFORMATION OF THE PRISON INDUSTRY AUTHORITY AND IS NOT TO BE DISCLOSED IN PART OR AS A WHOLE WITHOUT PRIOR WRITTEN CONSENT AND PERMISSION OF THE PRISON INDUSTRY AUTHORITY.